



CFL & PL Downlight

Features:

- Reflector made of high - quality aluminium, increasing reflectivity
- Well-designed reflector, providing excellent light distribution
- Various installation method, satisfying different application demand
- Square / round shaped design, catering different taste and demand
- Including several items were specially designed for high class construction projects



PL Recessed



CFL Recessed



Ceiling Mounted

NDLC936 / 2 NDLC938 / 2

Features:

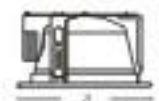
- Deep reflector made of high quality aluminum, high rating of reflection, glare proof
- Smart designed gear box can be put on the top or remotely
- Different bezels can be sold individually. Also can be easily installed—just cover the original white bezel after taking down the reflector, and then put the reflector back

Specifications:

- Input: AC220V 50/60 Hz
- Material: Iron punched main body, Aluminum reflector
- Built-in magnetic ballast, lamp not included
- Electronic version is custom-made



Color: WH



Model	Lamp	Base	Dia. (a)	H.max(b)	Cut-Out
NDLC936	PLC 1x13/18W	G24d-1/2	φ 175mm	125mm	φ 160mm
NDLC936-2	PLC 2x13/18W	G24d-1/2	φ 175mm	125mm	φ 160mm
NDLC938	PLC 1x18/26W	G24d-2/3	φ 225mm	145mm	φ 205mm
NDLC938-2	PLC 1x18/26W	G24d-2/3	φ 225mm	145mm	φ 205mm

Model	Quantity/CTN(pcs)	CTN Dimension
NDLC936	8	515x415x355mm
NDLC936-2	8	515x415x355mm
NDLC938	8	515x470x402mm
NDLC938-2	8	515x470x402mm



The gear box can be removed and mounted remotely



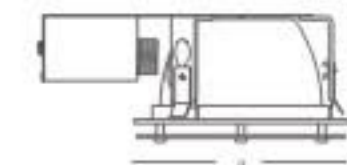
- Input: AC 220V
- Lamp: 13-26W PLC
- Material: Iron punched main body, Aluminum reflector
- Built-in magnetic ballast, lamp not included
- Electronic version is custom-made



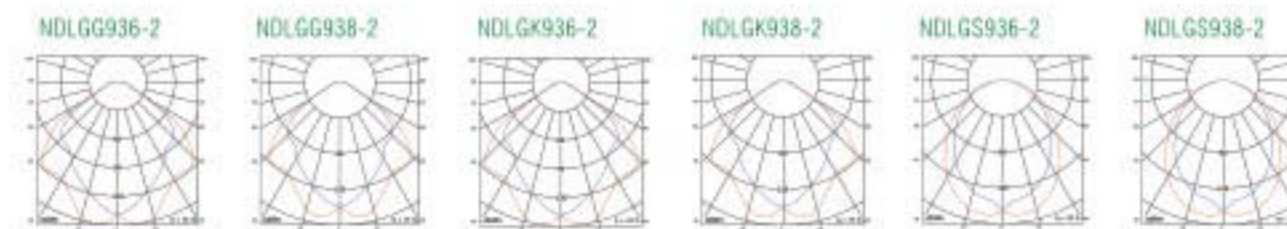
Color: WH



13-26W PLC



Model	Lamp	Base	Dia. (a)	H.max(b)	Cut-Out	Quantity/CTN(pcs)	CTN Dimension
NDLGS936-2	2x13W	G24d-1	φ 190mm	116mm	φ 170mm	12	625x570x340mm
NDLGS938-2	2x18/26W	G24d-2/3	φ 222mm	140mm	φ 200mm	6	520x500x380mm
NDLGG936-2	2x13W	G24d-1	φ 190mm	116mm	φ 170mm	12	625x570x340mm
NDLGG938-2	2x18/26W	G24d-2/3	φ 222mm	140mm	φ 200mm	6	520x500x380mm
NDLGK936-2	2x13W	G24d-1	φ 190mm	116mm	φ 170mm	12	625x570x340mm
NDLGK938-2	2x18/26W	G24d-2/3	φ 222mm	140mm	φ 200mm	6	520x500x380mm





- Input: AC 220V
- Lamp: 9-26W PLC
- Material: Iron punched main body, Aluminum reflector
- Built-in magnetic ballast, lamp not included
- Electronic version is custom-made



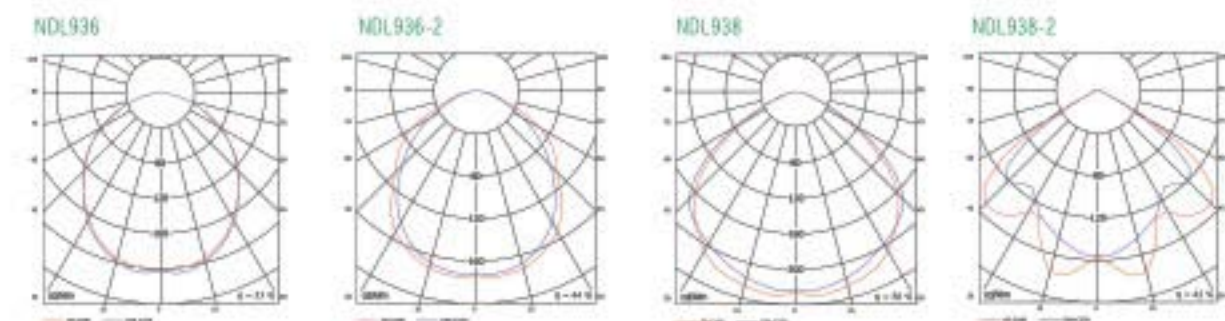

Color:

White



9-26W PLC

Model	Lamp	Base	Dia. (a)	H.max(b)	Cut-Out	Quantity/CTN(pcs)	CTN Dimension
NDL934	PLC 1x9W	G24d-1	φ 143mm	87mm	φ 125mm	12	505x430x270mm
NDL935	PLC 1x13W	G24d-1	φ 179mm	98mm	φ 160mm	12	610x430x335mm
NDL935-2	PLC 2x13W	G24d-1	φ 179mm	98mm	φ 160mm	12	610x430x335mm
NDL936	PLC 1x13W	G24d-1	φ 190mm	110mm	φ 175mm	12	610x430x335mm
NDL936-2	PLC 2x13W	G24d-1	φ 190mm	110mm	φ 175mm	12	610x430x335mm
NDL938	PLC 1x18W/26W	G24d-2/3	φ 228mm	125mm	φ 212mm	12	775x590x370mm
NDL938-2	PLC 2x18W/26W	G24d-2/3	φ 228mm	125mm	φ 212mm	12	775x590x370mm

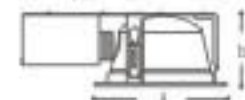


- Input: AC 220V
- Lamp: 9-26W PLC
- Material: Iron punched main body, Aluminum reflector
- IP44, With glass cover
- Built-in magnetic ballast, lamp not included
- Electronic version is custom-made



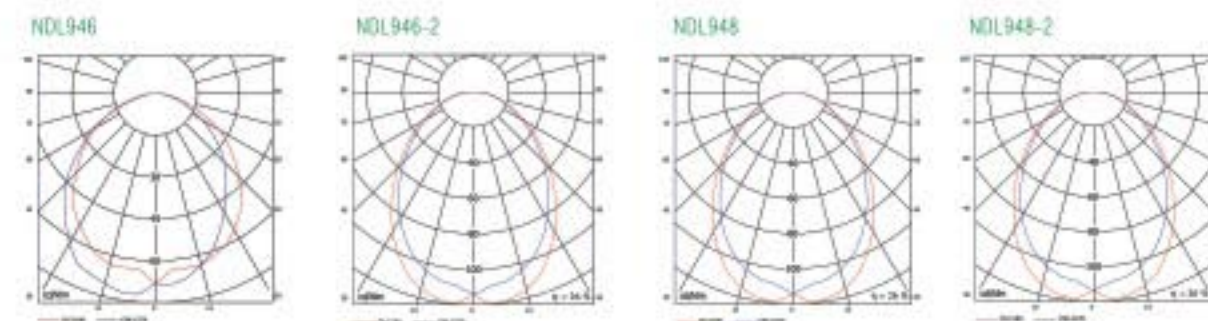
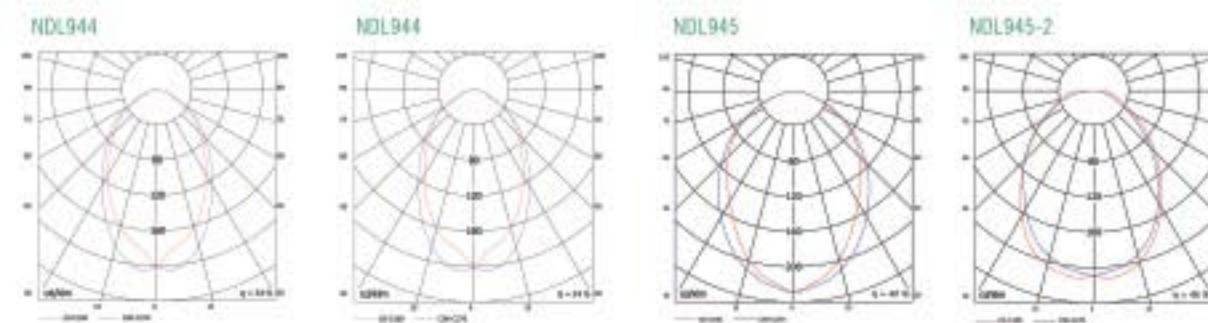
Color:

White



9-26W PLC

Model	Lamp	Base	Dia. (a)	H.max(b)	Cut-Out	Quantity/CTN(pcs)	CTN Dimension
NDL944	PLC 1x9W	G24d-1	φ 143mm	99mm	φ 125mm	12	505x430x270 mm
NDL945	PLC 1x13W	G24d-1	φ 179mm	110mm	φ 160mm	12	610x490x315 mm
NDL945-2	PLC 2x13W	G24d-1	φ 179mm	110mm	φ 160mm	12	610x490x315 mm
NDL946	PLC 1x13W	G24d-1	φ 190mm	113mm	φ 175mm	12	610x490x315 mm
NDL946-2	PLC 2x13W	G24d-1	φ 190mm	113mm	φ 175mm	12	610x490x315 mm
NDL948	PLC 1x18/26W	G24d-2/3	φ 228mm	130mm	φ 212mm	12	775x590x370 mm
NDL948-2	PLC 2x18/26W	G24d-2/3	φ 228mm	130mm	φ 212mm	12	775x590x370 mm





- Input: AC 220V
- Lamp: 3-18W CFL
- Material: Aluminum cast bezel
- Lamp not included, no need ballast



Color:

BS



BS

BS

BS

BS

BS

BS

BS

BS

BS

BS

BS

BS

BS

BS

BS

BS

BS

BS

BS

BS

BS

BS

BS

BS

BS

BS

BS

BS

BS

BS

BS

BS

BS

BS

BS

BS

BS

BS

BS

BS

BS

BS

BS

BS

BS

BS

BS

BS

BS

BS

BS

BS

BS

BS

BS

BS

BS

BS



NDL***YA
Bevel Bezel

Use Energy-saving Lamp



2U 3-8W



3U 8-18W



Spiral 9-15W



- Input: AC 220V
- Lamp: 3-18W CFL
- Material: Aluminum cast bezel
- Lamp not included, no need ballast



Color:

BS



BS

BS

BS

BS

BS

BS

BS

BS

BS

BS

BS

BS

BS

BS

BS

BS

BS

BS

BS

BS

BS

BS

BS

BS

BS

BS

BS

BS

BS

BS

BS

BS

BS

BS

BS

BS

BS

BS

BS

BS

BS

BS

BS

BS

BS

BS

BS

BS

BS

BS

BS

BS

BS

BS

BS

BS

BS

BS



NDL31**
W/O Glass



NDL36**
C/W Glass

Use Energy-saving Lamp



2U 3-8W



3U 8-18W



Spiral 9-15W

Model	Base	Dia. (a)	H.max(b)	Cut-Out	Quantity/CTN(pcs)	CTN Dimension
NDL3125YA	E27	φ 100mm	147mm	φ 80mm	40	555x445x280mm
NDL313YA	E27	φ 112mm	148mm	φ 92mm	40	615x495x270mm
NDL3135YA	E27	φ 126mm	162mm	φ 105mm	24	540x410x300mm

Model	Base	Dia. (a)	H.max(b)	Cut-Out	Quantity/CTN(pcs)	CTN Dimension
NDL3625YA	E27	φ 100mm	147mm	φ 80mm	40	555x445x280mm
NDL363YA	E27	φ 112mm	148mm	φ 92mm	40	615x495x270mm
NDL3635YA	E27	φ 126mm	162mm	φ 105mm	24	540x410x300mm



- Input: AC 220V
- Lamp: 3-18W CFL
- Material: Aluminum cast bezel
- Lamp not included, no need ballast



Color:

BS



BS

BS

BS

BS

BS

BS

BS

BS

BS

BS

BS

BS

BS

BS

BS

BS

BS

BS

BS

BS

BS

BS

BS

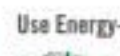
BS

BS



NDL***YP
Flat Bezel

Use Energy-saving Lamp



2U 3-8W



3U 8-18W



Spiral 9-15W



- Input: AC 220V
- Lamp: 3-18W CFL
- Material: Aluminum cast bezel
- Lamp not included, no need ballast



Color:

BS



BS

BS

BS

BS

BS

BS

BS

BS

BS

BS

BS

BS

BS

BS

BS

BS

BS

BS

BS

BS

BS

BS


BS

BS

BS



NDL31**
W/O Glass



NDL36**
C/W Glass

Use Energy-saving Lamp



2U 3-8W



3U 8-18W



Spiral 9-15W

Model	Base	Dia. (a)	H.max(b)	Cut-Out	Quantity/CTN(pcs)	CTN Dimension
NDL3125YP	E27	φ 100mm	147mm	φ 80mm	40	555x445x280mm
NDL313YP	E27	φ 112mm	148mm	φ 92mm	40	615x495x270mm
NDL3135YP	E27	φ 126mm	162mm	φ 105mm	24	540x410x300mm
NDL314YP	E27	φ 150mm	158mm	φ 122mm	24	645x485x350mm

Model	Base	Dia. (a)	H.max(b)	Cut-Out	Quantity/CTN(pcs)	CTN Dimension
NDL3625YP	E27	φ 100mm	147mm	φ 80mm	40	555x445x280mm
NDL363YP	E27	φ 112mm	148mm	φ 92mm	40	615x495x270mm
NDL3635YP	E27	φ 126mm	162mm	φ 105mm	24	540x410x300mm



- Input: AC 220V
- Lamp: 3-18W CFL
- Material: Iron punched main body
Aluminum reflector
- Lamp not included, no need ballast



Use Energy-saving Lamp



Model	Base	Dia. (a)	H.max(b)	Cut-Out	Quantity/CTN(pcs)	CTN Dimension
NDL312P	E27	φ 90mm	120mm	φ 76mm	40	565x450x265mm
NDL3135P	E27	φ 110mm	126mm	φ 105mm	40	680x550x320mm
NDL314P	E27	φ 142.5mm	163mm	φ 125mm	16	630x325x295mm
NDL315P	E27	φ 179mm	200mm	φ 160mm	12	595x405x455mm
NDL316P	E27	φ 189mm	200mm	φ 175mm	12	595x405x455mm



- Input: AC 220V
- Lamp: 3-18W CFL
- Material: Zinc-alloy cast bezel
Aluminum reflector
- Lamp not included, no need ballast



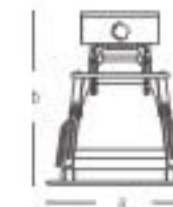
Use Energy-saving Lamp



Model	Base	Dia. (a)	H.max(b)	Cut-Out	Quantity/CTN(pcs)	CTN Dimension
NDLR312Y-AD	E27	73x73mm	100mm	70mm	40	505x410x250mm
NDLR3125Y-AD	E27	90x90mm	114mm	85mm	40	615x495x275mm
NDLR313Y-ECB	E27	100x100mm	126mm	90mm	40	680x550x320mm
NDLR3135Y	E27	120x120mm	126mm	105mm	40	680x550x320mm
NDL314R	E27	143x143mm	155mm	125mm	16	630x325x395mm
NDL315R	E27	178x178mm	194mm	160mm	12	595x405x455mm







- Input: AC 220V
- Lamp: 3-22W CFL
- Material: Iron punched main body
Aluminum reflector
- IP44, With glass cover
- Lamp not included, no need ballast



Use Energy-saving Lamp



Model	Base	Dia. (a)	H.max(b)	Cut-Out	Quantity/CTN(pcs)	CTN Dimension
NDL964	E27	φ 143mm	204mm	φ 125mm	16	630x325x395mm
NDL965	E27	φ 178mm	237mm	φ 160mm	12	595x405x455mm
NDL966	E27	φ 189mm	249mm	φ 170mm	12	625x425x495mm





- Input: AC 220V
- Lamp: 3-22W CFL
- Material: Iron punched main body, Aluminum reflector
- Lamp not included, no need ballast



Color:



Use Energy-saving Lamp



2U 3-22W




3U 8-10W




Special 9-22W

Model	Base	Dia. (a)	H.max(b)	Cut-Out	Quantity/CTN(pcs)	CTN Dimension
NDL954	E27	Φ 143mm	85mm	Φ 125mm	12	505x430x270mm
NDL955	E27	Φ 178mm	100mm	Φ 160mm	12	610x430x315mm
NDL955-2	E27	Φ 178mm	100mm	Φ 160mm	12	610x430x315mm
NDL956	E27	Φ 190mm	110mm	Φ 170mm	12	610x430x335mm
NDL956-2	E27	Φ 190mm	110mm	Φ 170mm	12	610x430x335mm
NDL958-2	E27	Φ 228mm	125mm	Φ 212mm	12	775x590x370mm


NDL954




NDL954




NDL955




NDL955-2




NDL956



NDL956-2



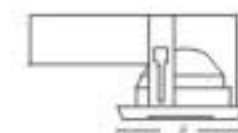
NDL958



- Input: AC 220V
- Lamp: 3-22W CFL
- Material: Iron punched main body, Aluminum reflector
- IP44 With glass cover
- Lamp not included, no need ballast



Color:



Use Energy-saving Lamp



2U 3-22W



3U 8-10W



Special 9-22W


Model	Base	Dia. (a)	H.max(b)	Cut-Out	Quantity/CTN(pcs)	CTN Dimension
NDL974	E27	Φ 143mm	98mm	Φ 125mm	12	505x430x270mm
NDL975	E27	Φ 179mm	110mm	Φ 160mm	12	610x490x315mm
NDL975-2	E27	Φ 179mm	110mm	Φ 160mm	12	610x490x315mm
NDL976	E27	Φ 189mm	118mm	Φ 175mm	12	610x490x315mm
NDLY976-2	E27	Φ 189mm	118mm	Φ 175mm	12	610x490x315mm




NDLY948-2	PLC 2x18/26W	G24d-2/3	Φ 229mm	125mm	Φ 215mm	12	775x590x370mm
NDLY978-2	CFL	E27	Φ 229mm	125mm	Φ 215mm	12	775x590x370mm

Alu. Cast, Aluminum reflector


NDL974




NDL974



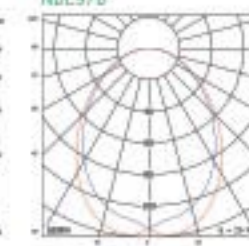
NDL975



NDL976



NDL978





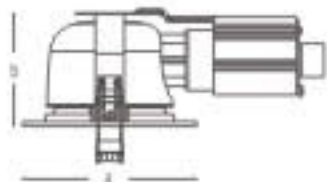
TDE53*A
(IP44, with glass cover)



TDE73*A



The lamp position is adjustable for different length of CFL.





- Input: AC 220V
- Lamp: CFL 13W max.
- Material: Aluminum cast bezel
- Lamp not included, no need ballast



Use Energy-saving Lamp



Model	Base	Dia. (a)	H.max(b)	Cut-out	Quantity/CTN(pcs)	CTN Dimension
TDE53A	E27	φ 115mm	75mm	φ 100mm	36	640x385x360 mm
TDE535A	E27	φ 128mm	75mm	φ 115mm	36	655x420x360 mm
TDE73A	E27	φ 115mm	75mm	φ 100mm	36	640x385x360 mm
TDE735A	E27	φ 128mm	75mm	φ 115mm	36	655x420x360 mm



- Input: AC 220V
- Lamp: GLS 10-40W
- Material: Aluminum cast trim, iron housing
- Lamp not included, no need ballast



Color: WH, SG



Use GLS Lamp



Model	Base	Dia. (a)	H.max(b)	Cut-Out	Quantity/CTN(pcs)	CTN Dimension
TDA625	E27	100x100mm	103mm	85x85mm	24	485x365x285mm
TDA63	E27	116x116mm	120mm	98x98mm	24	545x410x275mm
TDA64	E27	140x140mm	120mm	118x118mm	12	470x315x275mm






- Input: AC 220V
- Lamp: 3-22W CFL
- Material: Iron punched main body, Aluminum reflector
- Lamp not included, no need ballast



Color:



Use Energy-saving Lamp

- CFL 3-22W
- CFL 3-100W
- CFL 3-22W

Model	Base	Dia. (a)	H.max(b)	Quantity/CTN(pcs)	CTN Dimension
NOLM9135	E27	Φ111mm	123mm	40	680x550x320 mm
NOLM914	E27	Φ133mm	155mm	16	630x325x395 mm
NOLM915	E27	Φ171mm	195mm	12	595x405x455 mm
NOLM916	E27	Φ196mm	200mm	12	625x425x495 mm



- Input: AC 220V
- Lamp: 18-26W PLC
- Material: Iron punched main body, Aluminum reflector
- Built-in electronic ballast, lamp not included, no need ballast
- Magnetic version is custom-made



Color:



18-26W PLC (4 pins)

Model	Lamp	Base	Dia. (a)	H.max(b)	Quantity/CTN(pcs)	CTN Dimension
NOLME94B	PLC 2x18/26W	G24d-2/3	Φ234mm	152mm	6	520x400x260 mm

