

HALONIX

LUMINAIRES PRICE RECKONER

w.e.f April 2025





CORPORATE OFFICE

Halonix Technologies Pvt. Ltd.

B - 31, Phase-2, Noida, (U.P.) - 201305. Tel: +91 - 120 - 4756100,

Fax: +91 - 120 - 4756101

REGIONAL OFFICES

EAST

Halonix Technologies Pvt. Ltd.

67B Ballygunge Circular Road, Ballygunge Park Tower, 9th Floor,

Kolkata - 700019,

Tel: +91 - 033 - 40081849

WEST

Halonix Technologies Pvt. Ltd.

The Affairs Office No. 1402, 14th Floor, Plot No. 9, Sector 17

Sanpada, Navi Mumbai, Thane - 400705

Tel: +91 - 022 - 35120050

SOUTH

Halonix Technologies Pvt. Ltd.

No.6, "Legacy" 1st Floor, Convent Road, Richmond Town, Bengaluru - 560025

Tel: +91 - 080 - 41125296

MANUFACTURING UNIT

Halonix Technologies Pvt. Ltd.

Plot No.5, Sector 12, IIE SIDCUL, Haridwar, Uttarakhand - 249403

For more information/customer feedback contact

customer care executive

Toll Free No.: 1800-103-6564 | E-mail: customercare@halonix.co.in

Website: www.halonix.co.in

ABOUT US

Halonix Technologies Pvt. Ltd. is amongst India's fastest-growing electrical companies. It caters to both consumers and institutional buyers with its innovative and smart-tech offerings across Lighting, BLDC Fans, Smart/IoT products, and products focusing on Safety and security. The company has been the forerunner in the development of energy-efficient and innovative solutions for large projects across Highways, Railways, Airports, Offices and Retail spaces.

With the credo of Make in India and Made for India, Halonix has thrived by demonstrating an unmatched proficiency in developing, validating, and deploying relevant and suitable solutions for Indian conditions. This focus on innovation is driven by a large in-house R&D team, cutting-edge manufacturing capabilities and a fully accredited NABL Laboratory.

Spearheading the technological revolution, the company has led the charge in bringing forth energy-efficient lighting solutions. Presently, Halonix stands as one of the Top 5 lighting brands within the industry, securing a prominent position through its innovative offerings perfectly aligned with the evolving demands of consumers.

True to its commitment to environmental sustainability, Halonix has consistently stayed ahead of the curve, embracing cutting-edge technologies in LED and CFL. Its innovations include many 'First in India' products such as a DJ Speaker Bulb, Speaker Bulb, family of Inverter Lighting Products, family of Prizm-Millions of Colours Lighting Solutions, Radar Motion Sensor Bulb and the family of All Rounder 3-wattages-in-one Bulbs and Battens.

Halonix has also launched a range of Wifi based Security Cameras, including India's first Totally Wireless Camera with an in-built battery under its sub-brand Shield. Moreover, it has also launched many more innovations, such as a Plug & Play Fire Alarm, an Air Purifier Bulb, and an Air Purifier Desktop Device.

The brand has recently diversified into a wide range of Electrical Accessories such as Wi-Fi plugs, Extension Cords, Torches, and Emergency Lights.

CONTENTS

WHY HALONIX

1 - 2

INDOOR LIGHTING

LED FLAT PANELS

5 - 6

LED DOWNLIGHTERS

7 - 9

LED LINEAR LIGHTS

10 - 11

LED TUBE LIGHTS & BATTENS

11 - 12

LED INDUSTRIAL LUMINAIRES

13 - 16

OUTDOOR LIGHTING

LED STREET LIGHTS

19 - 21

LED FLOOD LIGHTS

22 - 23

LED LANDSCAPE LIGHTS

24 - 29

DECORATIVE POLES

30

SOLAR LIGHTING

LED SOLAR STREET LIGHTS

31 - 42

SMART LIGHTING

LED SMART LIGHTS

43 - 47



WHY HALONIX



CRS APPROVED LED PRODUCTS



IN-HOUSE NABL ACCREDITED LAB



PAN INDIA AFTER- SALES & SERVICE SUPPORT




**MAKE IN INDIA: IN-HOUSE MANUFACTURING
AT HARIDWAR**



**MADE FOR INDIA: PRODUCT ADAPTED AS PER
INDIAN DIVERSE POWER CONDITIONS**

INDOOOR LIGHTING





RADIANCE-OPAL



Recess Mounting LED Flat panel 2'x2' Deep Drawn CRCA sheet steel housing duly powder coated in slim housing with high efficient LEDs & Glare free full opal diffuser, IP20 and with System Efficacy of 100lm/W

Recess		
HLFPR22-11-30-CW-37mm	30W	5150
HLFPR22-11-36-CW-37mm	36W	5250
HLFPR22-11-40-CW-37mm	40W	5350

Recess with toggles (suitable for POP ceiling)

HLFPR22-11-30-CW-37mm-WC	30W	5450
HLFPR22-11-36-CW-37mm-WC	36W	5550
HLFPR22-11-40-CW-37mm-WC	40W	5650



Recess Mounting LED Flat panel 2'x2' Fabricated CRCA sheet steel housing (70mm) duly powder coated with high efficient LEDs & Glare free full opal diffuser, IP20 and with System Efficacy of 120lm/W

Recess		
HLFPR22-27-30-CW-HL2	30W	6100
HLFPR22-27-33-CW-HL2	33W	6200
HLFPR22-27-36-CW-HL2	36W	6300
HLFPR22-27-40-CW-HL2	40W	6400
HLFPR22-27-42-CW-HL2	42W	6500
HLFPR22-27-45-CW-HL2	45W	6800
HLFPR22-27-48-CW-HL2	48W	6950

Recess with toggles (suitable for POP ceiling)

HLFPR22-27-30-CW-WC-HL2	30W	6400
HLFPR22-27-36-CW-WC-HL2	36W	6500
HLFPR22-27-40-CW-WC-HL2	40W	6600
HLFPR22-27-48-CW-WC-HL2	48W	7200



Surface mounting LED flat panel 2'x2' fabricated CRCA sheet steel housing (40mm) duly powder coated with high efficient leds & glare free full opal diffuser, IP20 and with system efficacy of 100lm/w

Surface		
HLFPS22-02-30-CW-R	30W	5950
HLFPS22-02-36-CW-R	36W	6050
HLFPS22-02-40-CW-R	40W	6150

CAT REF NO.
SYSTEM WATTAGE
LIST PRICE (GST EXTRA)


Recess / Surface Mounting slim LED Flat panel 1'x1' made of die cast aluminum housing with high efficient LEDs & Glare free opal diffuser, IP20

Recess

HLFPR11-02-15-CW	15W	3400
HLFPR11-02-18-CW	18W	3400
HLFPR11-02-20-CW	20W	3400
HLFPR11-02-24-CW	24W	3400

Surface

HLFPS11-02-15-CW	15W	3750
HLFPS11-02-18-CW	18W	3750
HLFPS11-02-20-CW	20W	3750
HLFPS11-02-24-CW	24W	3750



Recess / Surface Mounting LED Flat panel 1'x4' made of CRCA sheet steel housing with high efficient LEDs & Glare free opal diffuser, IP20 and with System Efficacy of 100lm/W

Recess

HLFPR14-06-28-CW	28W	6450
HLFPR14-06-32-CW	32W	6600
HLFPR14-06-36-CW	36W	6750
HLFPR14-06-40-CW	40W	6950
HLFPR14-06-42-CW	42W	7100
HLFPR14-06-48-CW	48W	7450

Surface

HLFPS14-06-28-CW	28W	6850
HLFPS14-06-32-CW	32W	7000
HLFPS14-06-36-CW	36W	7200
HLFPS14-06-40-CW	40W	7350
HLFPS14-06-42-CW	42W	7550
HLFPS14-06-48-CW	48W	7850



* All Panels also available in WW (3000K) & NW (4000K) colour and with dimable option (except 1x1)



CAT REF NO.

SYSTEM WATTAGE

LIST PRICE (GST EXTRA)

MOD PANEL



SQUARE-SURFACE

Surface mounting LED edgelit slim square downlighter made of PDC AL with high efficient LEDs & glare free opal diffuser, IP20.

HLDLS-S06-06-CW	6W	1050
HLDLS-S06-08-CW	8W	1150
HLDLS-S06-09-CW	9W	1250
HLDLS-S06-12-CW	12W	1450
HLDLS-S06-15-CW	15W	1550
HLDLS-S06-18-CW	18W	1850
HLDLS-S06-20-CW	20W	2050
HLDLS-S06-22-CW	22W	2200



SQUARE-RECESS

Recess mounting LED edgelit slim square downlighter made of PDC AL with high efficient LEDs & glare free opal diffuser, IP20.

HLDLR-S06-06-CW	6W	800
HLDLR-S06-08-CW	8W	900
HLDLR-S06-09-CW	9W	1000
HLDLR-S06-12-CW	12W	1200
HLDLR-S06-15-CW	15W	1300
HLDLR-S06-18-CW	18W	1600
HLDLR-S06-20-CW	20W	1800
HLDLR-S06-22-CW	22W	1950



ROUND-SURFACE

Surface mounting LED edgelit slim round downlighter made of PDC AL with high efficient LEDs & glare free opal diffuser, IP20.

HLDLS-R06-06-CW	6W	1050
HLDLS-R06-08-CW	8W	1150
HLDLS-R06-09-CW	9W	1250
HLDLS-R06-12-CW	12W	1450
HLDLS-R06-15-CW	15W	1550
HLDLS-R06-18-CW	18W	1850
HLDLS-R06-20-CW	20W	2050
HLDLS-R06-22-CW	22W	2200



ROUND-RECESS

Recess mounting LED Edgelit Slim round down lighter made of PDC Al. with high efficient LEDs & Glare free opal diffuser, IP20.


HLDLR-R06-06-CW	6W	800
HLDLR-R06-08-CW	8W	900
HLDLR-R06-09-CW	9W	1000
HLDLR-R06-12-CW	12W	1200
HLDLR-R06-15-CW	15W	1300
HLDLR-R06-18-CW	18W	1600
HLDLR-R06-20-CW	20W	1800
HLDLR-R06-22-CW	22W	1950

CAT REF NO.
SYSTEM WATTAGE
LIST PRICE (GST EXTRA)
BACK LIT

ROUND-RECESS

Recess mounting LED Backlit round down lighter made of PDC AL. with high efficient LEDs & Glare free opal diffuser, IP20 and with System Efficacy of 100lm/W

HLDLR-R27-06-CW	6W	1650
HLDLR-R27-09-CW	9W	1750
HLDLR-R27-12-CW	12W	1850
HLDLR-R27-15-CW	15W	2150
HLDLR-R27-18-CW	18W	2250
HLDLR-R27-20-CW	20W	2300
HLDLR-R27-22-CW	22W	2400
HLDLR-R27-24-CW	24W	2500


SQUARE-RECESS

Recess mounting LED Backlit square down lighter made of PDC AL. with high efficient LEDs & Glare free opal diffuser, IP20 and with System Efficacy of 100lm/W

HLDLR-S27-06-CW	6W	1650
HLDLR-S27-09-CW	9W	1750
HLDLR-S27-12-CW	12W	1850
HLDLR-S27-15-CW	15W	2150
HLDLR-S27-18-CW	18W	2250
HLDLR-S27-20-CW	20W	2300
HLDLR-S27-22-CW	22W	2400
HLDLR-S27-24-CW	24W	2500


ROUND-SURFACE

Surface mounting LED Backlit round down lighter made of PDC AL. with high efficient LEDs & Glare free opal diffuser, IP20 and with System Efficacy of 100lm/W

HLDLS-R27-06-CW	6W	2200
HLDLS-R27-09-CW	9W	2250
HLDLS-R27-12-CW	12W	2300
HLDLS-R27-15-CW	15W	2500
HLDLS-R27-18-CW	18W	2900
HLDLS-R27-20-CW	20W	3100
HLDLS-R27-22-CW	22W	3200
HLDLS-R27-24-CW	24W	3400


ROUND-RECESS

Recess mounting LED Backlit down lighter made of Polycarbonate. with high efficient LEDs & Glare free opal diffuser, IP20 and with System Efficacy of 100lm/W

HLDLR-R21-06-CW-PC	6W	700
HLDLR-R21-09-CW-PC	9W	750
HLDLR-R21-10-CW-PC	10W	850
HLDLR-R21-12-CW-PC	12W	950
HLDLR-R21-15-CW-PC	15W	1000
HLDLR-R21-18-CW-PC	18W	1250
HLDLR-R21-20-CW-PC	20W	1450



SQUARE-RECESS

CAT REF NO.	SYSTEM WATTAGE	LIST PRICE (GST EXTRA)
HLDLR-S21-06-CW-PC	6W	700
HLDLR-S21-09-CW-PC	9W	750
HLDLR-S21-10-CW-PC	10W	850
HLDLR-S21-12-CW-PC	12W	950
HLDLR-S21-15-CW-PC	15W	1000
HLDLR-S21-18-CW-PC	18W	1250
HLDLR-S21-20-CW-PC	20W	1450



ROUND-SURFACE

Surface mounting LED Backlit down lighter made of Polycarbonate. with high efficient LEDs & Glare free opal diffuser , IP20 and with System Efficacy of 100lm/W		
HLDLS-R21-06-CW-PC	6W	850
HLDLS-R21-09-CW-PC	9W	900
HLDLS-R21-10-CW-PC	10W	1050
HLDLS-R21-12-CW-PC	12W	1150
HLDLS-R21-15-CW-PC	15W	1250
HLDLS-R21-18-CW-PC	18W	1500
HLDLS-R21-20-CW-PC	20W	1600



SQUARE-SURFACE

HLDLS-S21-06-CW-PC	6W	850
HLDLS-S21-09-CW-PC	9W	900
HLDLS-S21-10-CW-PC	10W	1050
HLDLS-S21-12-CW-PC	12W	1150
HLDLS-S21-15-CW-PC	15W	1250
HLDLS-S21-18-CW-PC	18W	1500
HLDLS-S21-20-CW-PC	20W	1600

LED COB



DOWNLIGHTER ADJUSTABLE

Recess mounting LED round down lighter, tiltable, made of PDC AL with high efficient COB LED & Clear diffuser, IP20.		
HLDLR-27-03-CW	3W	1250
HLDLR-27-06-CW	6W	1400
HLDLR-27-09-CW	9W	1650
HLDLR-27-12-CW	12W	2150
HLDLR-27-15-CW	15W	2400
HLDLR-27-18-CW	18W	2950
HLDLR-27-24-CW	24W	3300
HLDLR-27-30-CW	30W	3800
HLDLR-27-40-CW	40W	4650
HLDLR-27-50-CW	50W	5500

* All Downlighters also available in WW (3000K) & NW (4000K) colour.

LED LINEAR LIGHTS

CAT REF NO.
SYSTEM WATTAGE
LIST PRICE (GST EXTRA)

TRUNK LIGHT


PENDANT

LED Trunk Luminaire only Duly powder coated Housing made of AL extrusion and opal diffuser, with all accessories, IP54 and with System Efficacy of 100lm/W

LED TRUNK LIGHT HLTRL-P42-40-CW	40W	POR
---------------------------------	-----	-----

ACCESSORIES for TRUNKING SYSTEM (Need to bill seperately)

TRUNKING SYSTEM 1.475mtr HLTRUNK-1475		POR
TRUNKING SYSTEM 2.950mtr HLTRUNK-2950		POR
BOTTOM COVER HLTR-BCOVER-300		POR
BOTTOM COVER HLTR-BCOVER-600		POR
JOINT FOR TRUNKINGSYSTEM HLTR-JOINT		POR
END CAP FOR TRUNKINGSYSTEM HLTR-ENDCAP		POR
SUSPENSION KIT HLTR-SUSPENSION-3 M		POR


RECESS

Asthetically designed rectangular surface/Pendant luminaire, Duly powder coated Housing made of AL Extrusion and opal diffuser,IP20 and with System Efficacy of 100lm/W

HLLL-P04-28-CW-AL	28W	8000
HLLL-P04-30-CW-AL	30W	8500
HLLL-P04-36-CW-AL	36W	9000
HLLL-P04-40-CW-AL	40W	9500
HLLL-P04-60-CW-AL-8F	60W	13500
HLLL-P04-80-CW-AL-8F	80W	17000


BATTEN

Asthetically designed rectangular Recess luminaire, Duly powder coated Housing made of AL Extrusion and opal diffuser,IP20 and with System Efficacy of 100lm/W

HLL-R04-28-CW-AL	28W	7200
HLL-R04-30-CW-AL	30W	7700
HLL-R04-36-CW-AL	36W	8500
HLL-R04-40-CW-AL	40W	8800


BATTEN

Energy efficient LED Industrial batten light ,powder coated CRCA sheet steel body with glare free opal diffuser, Surface/pendant type, IP20 and with System Efficacy of 120lm/W

HLB-05-36-CW-MS	36W	4150
HLB-05-40-CW-MS	40W	4350



Energy efficient LED Industrial batten light ,powder coated Al Extrusion body with glare free opal diffuser, Surface/pendant type, IP20 and with System Efficacy of 120lm/W

HLB-42-36-CW-AL	36W	4400
HLB-42-40-CW-AL	40W	4600

CAT REF NO.	SYSTEM WATTAGE	LIST PRICE (GST EXTRA)
-------------	----------------	------------------------

LED TRACK LIGHT




Energy efficient LED Track light ,powder coated PDC AL body with clear diffuser, IP20

HLPTL-27-10-CW	10W	4850
HLPTL-27-20-CW	20W	6350
HLPTL-27-30-CW	30W	7000

* Also available in WW (3000K) & NW (4000K) colour.

LED TUBE LIGHTS & BATTENS



AL

LED Tubelight housing made of aluminium extrusion with high efficient LEDs & opal diffuser with both end input AC connections, IP20 and with System Efficacy of 100lm/W (Double side connection)

2 FEET		
HLTLD-04-10-CW	10W	800
4 FEET		
HLTLD-04-18-CW	18W	950
HLTLD-04-20-CW	20W	980
HLTLD-04-22-CW	22W	1100



PC

LED Tubelight housing made of Engineering Plastic with high efficient LEDs & opal diffuser with input AC connection, IP20 and with System Efficacy of 100lm/W (1S-Single side connection, 2S-Double side connection)

HLTLD-04-18-CW-PC	18W	670
HLTLD-04-18-CW-PC-2S	18W	690
HLTLD-04-20-CW-PC	20W	680
HLTLD-04-20-CW-PC-2S	20W	700



T5

LED Tubelight housing made of aluminium extrusion with high efficient LEDs & opal diffuser, with external driver, IP20 and with System Efficacy of 100lm/W

HLTLD-05-10-CW	10W	1200
HLTLD-05-18-CW	18W	1350
HLTLD-05-20-CW	20W	1450

CAT REF NO.
SYSTEM WATTAGE
LIST PRICE (GST EXTRA)

LED PL LAMP

LED LINEAR LAMP housing made of Aluminium Extrusion with high efficient LEDs & opal diffuser, with 2G11 pin IP20 and with System Efficacy of 100lm/W

HLL-01-10-CW	10W	1050
HLL-01-18-CW	18W	1200


AL

LED Batten housing made of Aluminium extrusion with high efficient LEDs & opal diffuser, IP20 and with System Efficacy of 100lm/W

HLB-03-10-CW-AL-SQ	10W	600
HLB-03-18-CW-AL-SQ	18W	750
HLB-03-20-CW-AL-SQ	20W	850
HLB-03-22-CW-AL-SQ	22W	950
HLB-03-24-CW-AL-SQ	24W	1250
HLB-09-36-CW	36W	2100
HLB-09-40-CW	40W	2200


PC

Indoor decorative LED Engineering Plastic batten with opal diffuser, IP20 and with System Efficacy of 100lm/W

HLB-07-05-CW-IP	5W	430
HLB-07-10-CW-IP	10W	470
HLB-07-20-CW-IP	20W	600
HLB-07-22-CW-IP	22W	640

* All Tube-lights and Battens also available in WW (3000K) & NW (4000K) colour.

WEATHER PROOF LUMINAIRE



Weather Proof Poly carbonate Luminaire suitable for 1x18/20W & 2x18/20W LED Tube Light (without tube), IP 65

HIJ01-118 T8 LED-1S	18/20W	3000
HIJ01-118 T8 LED-2S	18/20W	3000
HIJ01-218 T8 LED-1S	2X18/20W	3600
HIJ01-218 T8 LED-2S	2X18/20W	3600

LED LUMINAIRE ANTIRUST



LED corrosion resistant luminaire with polycarbonate housing and opal diffuser , IP 65 and with System Efficacy of 120lm/W

HLB-04-20-CW	20W	6450
HLB-04-36-CW	36W	6600
HLB-04-40-CW	40W	6600
HLB-04-42-CW	42W	6900

LED LUMINAIRE ANTIRUST (ECONOMIC)



LED Luminaire with co-extruded polycarbonate housing and opal diffuser, IP 65 and with System Efficacy of 120lm/W

HLB-11-20-CW-IP	20W	2550
HLB-11-36-CW-IP	36W	3300
HLB-11-40-CW-IP	40W	3400

* Also available in WW (3000K) & NW (4000K)

INDUSTRIAL CHANNEL (BOX FITTING)



Industrial Box Type channel made of CRCA sheet steel suitable for 1x 18/20W & 2x18/20W LED T8 Tube Light (without tube), IP20.

HLIB-05-118 LED-1S	18/20W	600
HLIB-05-118 LED-2S	18/20W	600
HLIB-05-218 LED-1S	2X18/20W	700
HLIB-05-218 LED-2S	2X18/20W	700

CAT REF NO.
SYSTEM WATTAGE
LIST PRICE (GST EXTRA)

INDUSTRIAL SLIM CHANNEL (PATTI)



Industrial Slim channel (Patti) made of CRCA sheet steel suitable for 1x 18/20W & 2x18/20W LED T8 Tube Light (without tube), IP20.

HLIP-05-118-LEDT8-1S	18/20W	300
HLIP-05-118-LEDT8-2S	18/20W	300
HLIP-05-218-LEDT8-1S	2X18/20W	400
HLIP-05-218-LEDT8-2S	2X18/20W	400

LED BAY LIGHT



LED Bay Light made of PDC aluminium housing with Direct Modular IP Lens, Potted Driver, 10KV SPD, IP66 and with System Efficacy of 120lm/W

HLBLD-ML27-80-CWDL-R01	80W	9300
HLBLD-ML27-100-CWDL-R01	100W	10200
HLBLD-ML27-120-CWDL-R01	120W	11000
HLBLD-ML27-150-CWDL-R01	150W	13100
HLBLD-ML27-200-CWDL-R01	200W	17000



LED Bay Light made of PDC aluminium housing with, Direct Modular IP Lens, Potted Driver, 10KV SPD, IP66 and with System Efficacy of 120lm/W

HLBLD-ML27-80-CWDL-R	80W	10200
HLBLD-ML27-100-CWDL-R	100W	11500
HLBLD-ML27-120-CWDL-R	120W	14000
HLBLD-ML27-150-CWDL-R	150W	17000
HLBLD-ML27-200-CWDL-R	200W	21000



LED Bay Light made of PDC aluminium housing with, Direct Modular IP Lens, Potted Driver, 10KV SPD, IP66 and with System Efficacy of 150lm/W

HLBLD-ML27-80-CWDL-R-HL5	80W	18300
HLBLD-ML27-100-CWDL-R-HL5	100W	20300
HLBLD-ML27-120-CWDL-R-HL5	120W	23800
HLBLD-ML27-150-CWDL-R-HL5	150W	25500
HLBLD-ML27-200-CWDL-R-HL5	200W	34000



LED Bay Light made of PDC aluminium housing with, lens & toughened glass. IP66 and with Sytem Efficacy of 110lm/W

HLBLD-ML54-80-CWL-R-P	80W	11500
HLBLD-ML54-100-CWL-R-P	100W	12700
HLBLD-ML54-120-CWL-R-P	120W	15200
HLBLD-ML54-150-CWL-R-P	150W	18500
HLBLD-ML54-200-CWL-R-P	200W	21500

CAT REF NO.	SYSTEM WATTAGE	LIST PRICE (GST EXTRA)
-------------	----------------	------------------------

LED WELL GLASS



LED Well Glass Luminaire made of PDC aluminium housing with high efficient LEDs & opal diffuser with mounting Eye Bolt, IP66 and with System Efficacy of 100lm/W

HLWG-01-30-CW-R	30W	3150
HLWG-01-36-CW-R	36W	3300
HLWG-01-40-CW-R	40W	3650
HLWG-01-42-CW-R	42W	3800
HLWG-01-45-CW-R	45W	4050



LED Well Glass Luminaire made of PDC aluminium housing with high efficient LEDs & clear diffuser with mounting Eye Bolt, IP66 and with System Efficacy of 120lm/W

HLWG-01-30-CW-R-CL-HL2	30W	3300
HLWG-01-36-CW-R-CL-HL2	36W	3450
HLWG-01-40-CW-R-CL-HL2	40W	3800
HLWG-01-42-CW-R-CL-HL2	42W	4100



LED Well Glass Luminaire made of PDC aluminium housing with high efficient LEDs & opal diffuser with mounting cradle / bracket, IP66 and with System Efficacy of 100lm/W

HLWG-01-30-CW-R-CR	30W	3200
HLWG-01-36-CW-R-CR	36W	3400
HLWG-01-40-CW-R-CR	40W	3750
HLWG-01-42-CW-R-CR	42W	4050



LED Well Glass Luminaire made of PDC aluminium housing with high efficient LEDs & opal diffuser with mounting cradle / bracket and EYEBOLT, IP66 and with System Efficacy of 100lm/W

HLWG-01-60-CW-R	60W	5600
HLWG-01-70-CW-R	70W	6600

LED CANOPY LIGHT



LED Canopy light made of PDC aluminium, high efficient LEDs & toughened glass,IP66, and with System Efficacy of 100lm/W

HLCL-06-80-CWL	80W	11500
HLCL-06-100-CWL	100W	13200
HLCL-06-120-CWL	120W	14500

CAT REF NO.	SYSTEM WATTAGE	LIST PRICE (GST EXTRA)
-------------	----------------	------------------------

LED CANOPY LIGHT



LED LINEAR Canopy light made of Extruded aluminium, high efficient LEDs & Milky Diffuser, IP66, and with System Efficacy of 100lm/W

HLCL-R11-20-CW-AL-SPD-P (2 feet)	20W	18500
HLCL-R11-40-CW-AL-SPD-P (4 feet)	40W	22000
HLCL-R11-80-CW-AL-SPD-P (8 feet)	80W	25500

LED BULK HEAD



Energy efficient wall mounted LED Bulk head luminaire made of PDC aluminum with opal diffuser, IP65

HLBH-02-10-CW	10W	1950
HLBH-02-15-CW	15W	2200



Energy efficient wall mounted LED Bulk head luminaire made of engineering plastic with opal diffuser, IP65

HLBH-21-10-CW	10W	1500
HLBH-21-15-CW	15W	1800

(BOTTOM OPENING)



CLEAN ROOM PANEL

Recess mounting, Energy efficient LED Clean Room bottom opening Panel duly powder coated CRCA sheet steel housing IP65 and with System Efficacy of 100lm/W

2'x2' Panel		
HLCR22-BO01-36-CW	36W	POR
HLCR22-BO01-40-CW	40W	POR
HLCR22-BO01-60-CW	60W	POR

(TOP OPENING)




Recess mounting , Energy efficient LED Clean Room top opening Panel duly powder coated CRCA sheet steel housing IP65 and with System Efficacy of 100lm/W (Walkable Top Cover to be billed seperately - If required)

2'x2' Panel		
HLCR22-TO01-36-CW	36W	POR
HLCR22-TO01-40-CW	40W	POR
HLCR22-TO01-60-CW	60W	POR

* All Industrial fittings are also available in WW (3000K) & NW (4000K) colour.

OUTDOOR LIGHTING





SYSTEM WATTAGE	LIST PRICE (GST EXTRA)
----------------	------------------------

TREET LIGHT

housing with Energy efficient LEDs, lens & toughened glass, IP66

	20W	2350
	24W	2550
	25W	2550
	30W	3220
	36W	3550
	40W	4500
	45W	5350

housing with Energy efficient LEDs, lens & toughened glass,IP66

	60W	6600
	70W	7000
	72W	7300
	90W	9300

T LIGHT

housing with Energy efficient LEDs, lens & toughened glass,IP66

	50W	6100
	60W	6800
	70W	7600
	72W	7700
	90W	11000
	100W	12000
	110W	13000
	120W	15200
	135W	16200
	150W	17000

housing with Energy efficient LEDs, Direct Modular IP Lens, IP66

	20W	2800
	25W	2950
	30W	3550
	35W	3950
	36W	4050
	40W	5100
	45W	5250
	50W	5500

CAT REF



HLSLD-01-
HLSLD-01-
HLSLD-01-
HLSLD-01-
HLSLD-01-
HLSLD-01-
HLSLD-01-
HLSLD-01-
HLSLD-01-
HLSLD-06-



LED street
Potted Drive
HLSLD-27-
HLSLD-27-
HLSLD-14-
HLSLD-14-
HLSLD-14-
HLSLD-14-



HLSLD-01-
HLSLD-01-
HLSLD-01-
HLSLD-01-
HLSLD-01-
HLSLD-01-
HLSLD-01-
HLSLD-01-
HLSLD-01-
HLSLD-01-
HLSLD-01-
HLSLD-06-
HLSLD-06-



HLSLD-06-
HLSLD-06-
HLSLD-06-
HLSLD-06-

CAT REF NO.	SYSTEM WATTAGE	LIST PRICE (GST EXTRA)
-------------	----------------	------------------------



LED street light made of PDC aluminium housing with Energy efficient LEDs, Direct Modular IP Lens, IP66 and with System Efficacy of 120lm/W

HLSLD-E1-18-CWDL-R01	18W	2300
HLSLD-E1-20-CWDL-R01	20W	2350
HLSLD-E1-25-CWDL-R01	25W	2400
HLSLD-E1-30-CWDL-R01	30W	2500
HLSLD-E1-35-CWDL-R01	35W	2750
HLSLD-E1-40-CWDL-R01	40W	3700
HLSLD-E1-45-CWDL-R01	45W	3800
HLSLD-E1-60-CWDL-R01	60W	4650
HLSLD-E1-72-CWDL-R01	72W	5500
HLSLD-E1-90-CWDL-R01	90W	6100
HLSLD-E1-100-CWDL-R01	100W	6800
HLSLD-E1-120-CWDL-R01	120W	8300



LED street light made of PDC aluminium housing with Energy efficient LEDs, Direct lens, IP66 and with ON/OFF (LDR) Sensor and with System Efficacy of 120lm/W

HLSLD-27-25-CWDL-R-S	25W	3550
HLSLD-14-30-CWDL-R-S	30W	4100
HLSLD-14-36-CWDL-R-S	36W	4650
HLSLD-14-40-CWDL-R-S	40W	5650
HLSLD-14-45-CWDL-R-S	45W	5850
HLSLD-14-50-CWDL-R-S	50W	6100



HLSLD-01-60-CWDL-R-S	60W	7000
HLSLD-01-72-CWDL-R-S	72W	8000
HLSLD-01-90-CWDL-R-S	90W	11500
HLSLD-01-100-CWDL-R-S	100W	12200
HLSLD-01-110-CWDL-R-S	110W	13200
HLSLD-01-120-CWDL-R-S	120W	14500

* All Street Lights are also available in WW (3000K) & NW (4000K) colour.

LED FLOOD LIGHTS

CAT REF NO.
SYSTEM WATTAGE
LIST PRICE (GST EXTRA)


Integral LED flood light made of PDC aluminium housing with toughened glass, w/o Lens, IP66 and with System Efficacy of 100lm/W

HLFLD-ML17-20-CW-R01	20W	2750
HLFLD-ML17-30-CW-R01	30W	3400
HLFLD-ML17-40-CW-R01	40W	4000
HLFLD-ML17-50-CW-R01	50W	4500
HLFLD-ML17-70-CW-R01	70W	5500
HLFLD-ML17-80-CW-R01	80W	5850
HLFLD-ML17-100-CW-R01	100W	6600
HLFLD-ML17-120-CW-R01	120W	7600
HLFLD-ML17-150-CW-R01	150W	10200
HLFLD-ML17-160-CW-R01	160W	11000
HLFLD-ML17-200-CW-R01	200W	13500
HLFLD-ML17-250-CW-R01	250W	19000



Integral LED flood light made of PDC aluminium housing, toughened glass, lens, IP66 and with System Efficacy of 100lm/W

HLFLD-ML11-30-CWL-R	30W	3400
HLFLD-ML11-50-CWL-R	50W	4250
HLFLD-ML11-60-CWL-R	60W	5100
HLFLD-ML11-70-CWL-R	70W	6800
HLFLD-ML11-80-CWL-R	80W	10200
HLFLD-ML11-100-CWL-R	100W	11800



LED flood light made of PDC aluminium housing, suitable lens & toughened glass, IP66 and with System Efficacy of 100lm/W

HLFLD-ML15-150-CWL-R-B	150W	16500
HLFLD-ML15-240-CWL-R	240W	25500
HLFLD-ML15-250-CWL-R	250W	26200
HLFLD-ML21-300-CWL-R	300W	31300
HLFLD-ML21-350-CWL-R	350W	35500

CAT REF NO.	SYSTEM WATTAGE	LIST PRICE (GST EXTRA)
-------------	----------------	------------------------



LED flood light made of PDC aluminium housing, suitable lens & toughened glass, IP66 and with System Efficacy of 100lm/W

HLFLD-ML25-120-CWL-R	120W	14000
HLFLD-ML14-180-CWL-R-B	180W	18500
HLFLD-ML14-200-CWL-R-B	200W	22000
HLFLD-ML14-400-CWL-R	400W	39000



LED flood light made of PDC aluminium housing, Direct PC lens, IP66, Potted Driver and with System Efficacy of 125lm/W

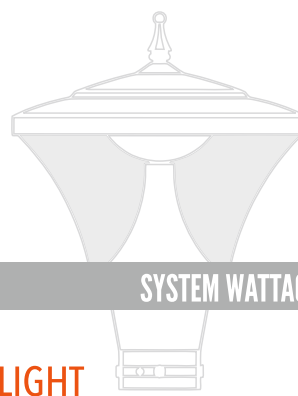
HLFLD-ML27-50-CWDL-R-P	50W	5000
HLFLD-ML27-80-CWDL-R-P	80W	10000
HLFLD-ML27-100-CWDL-R-P	100W	11800
HLFLD-ML27-120-CWDL-R-P	120W	13200
HLFLD-ML27-150-CWDL-R-P	150W	16100
HLFLD-ML14-180-CWDL-R-B-P	180W	17800
HLFLD-ML14-200-CWDL-R-B-P	200W	21200
HLFLD-ML14-250-CWDL-R-B-P	250W	25400
HLFLD-ML14-300-CWDL-R-B-P-29D	300W	30500
HLFLD-ML14-400-CWDL-R-B-P-29D	400W	34700
HLFLD-ML25-500-CWDL-R-B-P-29D	500W	40600



LED flood light made of PDC aluminium housing, Low Power LEDs, Potted Driver, Direct PC lens, IP66 and with System Efficacy of 100lm/W

HLFLD-E1-50-CWDL-R01	50W	4250
HLFLD-E1-70-CWDL-R01	70W	6800
HLFLD-E1-100-CWDL-R01	100W	9350
HLFLD-E1-150-CWDL-R01	150W	13500
HLFLD-E1-200-CWDL-R01	200W	17800

LED LANDSCAPE LIGHTS



HALONIX

CAT REF NO.

SYSTEM WATTAGE

LIST PRICE (GST EXTRA)

ORNAMENTAL STREET LIGHT



LED Ornamental Street Light with spun aluminium designer housing with clear acrylic for city beautification, Ip65, and with System Efficacy of 100lm/W

HLOSL-04-50-CW	50W	POR
HLOSL-04-60-CW	60W	POR
HLOSL-04-70-CW	70W	POR
HLOSL-04-80-CW	80W	POR



LED Ornamental Street Light with lens & Spun Aluminium Designer housing with clear acrylic for city beautification, IP65, and with System Efficacy of 100lm/W

HLOSL-04-50-CWL	50W	POR
HLOSL-04-60-CWL	60W	POR
HLOSL-04-70-CWL	70W	POR
HLOSL-04-80-CWL	80W	POR



HLOSL-04-90-CWL	90W	POR
HLOSL-04-100-CWL	100W	POR
HLOSL-04-120-CWL	120W	POR
HLOSL-04-150-CWL	150W	POR

* All ornamental lights are also available in WW (3000K) & NW (4000K) color

LED POST TOP LANTERN



LED Post top lantern with die cast aluminium spigot , spun al. powder coated top cover, AL. PDC heat sink, opal PC diffuser and clear acrylic, IP65 and with System Efficacy of 80lm/W

HLPT-S04-15-CW	15W	8650
HLPT-S04-20-CW	20W	8750
HLPT-S04-25-CW	25W	8900
HLPT-S04-30-CW	30W	9300
HLPT-04-25-CW	25W	9750
HLPT-04-30-CW	30W	10200
HLPT-04-40-CW	40W	11000
HLPT-04-45-CW	45W	11800
HLPT-04-50-CW	50W	12700
HLPT-04-60-CW	60W	15200
HLPT-04-70-CW	70W	17000

CAT REF NO.	SYSTEM WATTAGE	LIST PRICE (GST EXTRA)
-------------	----------------	------------------------

LED POST TOP LANTERN



LED Post top lantern with die cast aluminium spigot , spun al. powder coated top cover, AL. PDC heat sink, and clear acrylic, IP65 and with System Efficacy of 100lm/W

HLPT-04H-25-CW	25W	11000
HLPT-04H-30-CW	30W	11500
HLPT-04H-40-CW	40W	12300
HLPT-04H-45-CW	45W	13200
HLPT-04H-50-CW	50W	14000



LED Post top lantern with die cast aluminium spigot , spun al. powder coated top cover, AL. PDC heat sink, opal PC diffuser and clear acrylic, IP65 and with System Efficacy of 80lm/W

HLPT-02-30-CW	30W	10200
HLPT-02-40-CW	40W	11000
HLPT-02-45-CW	45W	12000
HLPT-02-30-CW-OPAL	30W	10600
HLPT-02-40-CW-OPAL	40W	11500



LED post top with spun aluminium and MS spigot having acylic clear cover drop shape, IP65 and with System Efficacy of 80lm/W

HLOPT-04-50-CW	50W	36500
HLOPT-04-60-CW	60W	38200
HLOPT-04-70-CW	70W	40000
HLOPT-04-80-CW	80W	42000

LED POST TOP LANTERN-INDIRECT



HLPT-02-25-CW-IND	25W	25500
HLPT-02-30-CW-IND	30W	28800
HLPT-02-40-CW-IND	40W	32200



DECORATIVE LED POST TOP LANTERN-PDC

Aesthetically designed LED Post top lantern with die cast aluminium Housing and OPAL PC diffuser, IP65 and with System Efficacy of 90lm/W (dia - approx 400mm)

HLPT-21-40-CW	40W	30000
HLPT-21-45-CW	45W	32000
HLPT-21-60-CW	60W	42500

* All post tops are also available in WW (3000K) & NW (4000K) color

CAT REF NO.
SYSTEM WATTAGE
LIST PRICE (GST EXTRA)
LED BOLLARD


LED based Bollard with aluminium pipe housing, PDC Base and Top Cover with glare free PC Diffuser, IP65. H=640mm, (Available with H=800mm & 1000mm)

HLOB-02-10-CW	10W	5500
HLOB-02-10-CW-0.8M	10W	6350
HLOB-02-10-CW-1M	10W	6800
HLOB-02-15-CW	15W	5950
HLOB-02-15-CW-0.8M	15W	6800
HLOB-02-15-CW-1M	15W	7200



LED based Bollard with aluminium pipe housing, PDC Base and Top Cover with glare free Mini Mushroom shaped PC Diffuser, IP65. H=600mm, (Available with H=800mm & 1000mm/w)

HLOB-27-10-CW-MM	10W	6800
HLOB-27-10-CW-MM-0.8M	10W	7200
HLOB-27-10-CW-MM-1M	10W	7600
HLOB-27-15-CW-MM	15W	7200
HLOB-27-15-CW-MM-0.8M	15W	7600
HLOB-27-15-CW-MM-1M	15W	8000



LED based Bollard with aluminium pipe housing, PDC Base and Top Cover with glare free Big Mushroom shaped PMMA Diffuser, IP65. H=600mm, (Available with H=800mm & 1000mm)

HLOB-27-10-CW-BM	10W	9750
HLOB-27-10-CW-BM-0.8M	10W	10500
HLOB-27-10-CW-BM-1M	10W	11500
HLOB-27-15-CW-BM	15W	10500
HLOB-27-15-CW-BM-0.8M	15W	11500
HLOB-27-15-CW-BM-1M	15W	12300



LED based Bollard with aluminium pipe housing, PDC Base with glare free PC Diffuser and High Lumen, IP65. Height -800mm

HLOB-04-10-CW-01-0.8M	10W	8900
HLOB-04-15-CW-01-0.8M	15W	9500

CAT REF NO.	SYSTEM WATTAGE	LIST PRICE (GST EXTRA)
-------------	----------------	------------------------

LED BOLLARD



LED based Bollard with aluminium pipe housing, PDC Base and Top Cover with glare free PC Diffuser and High Lumen, IP65. Height -800mm & 500mm

HLOB-04-10-CW-TA-0.5M	10W	11000
HLOB-04-10-CW-TA-0.8M	10W	12000



LED based Bollard with aluminium pipe housing, PDC Base and Top Cover with glare free PC Diffuser and High Lumen, IP65. Height -800mm & 500mm

HLOB-04-10-CW-FA-0.5M	10W	12000
HLOB-04-10-CW-FA-0.8M	10W	13000



LED based Bollard with aluminium pipe housing, PDC Base and Top Cover with glare free PC Diffuser and High Lumen, IP65. Height -800mm

HLOB-95-10-CW-01	10W	10200
HLOB-95-15-CW-01	15W	11200



LED based Bollard with MS pipe housing with glare free PMMA Diffuser, Ip65, H=800MM (Available with different Height Range i.e.H=800 MM -1000 MM.)

HLOB-05-10-CW	10W	10200
HLOB-05-10-CW-1M	10W	11000
HLOB-05-15-CW	15W	11000
HLOB-05-15-CW-1M	15W	11800

* All bollards are also available in WW (3000K) & NW (4000K) colour.

LED SPIKE LIGHT



LED Spike Light with die cast Aluminum housing with toughened glass suitable for ground mounting. IP66

HLOSPL-27-03-CW	3W	2950
HLOSPL-27-06-CW	6W	3400
HLOSPL-27-09-CW	9W	4250
HLOSPL-27-12-CW	12W	5100

LED BUSH LIGHT



LED Bush Light with die cast Aluminum housing with toughened glass. IP66

HLOBUL-27-03-CW	3W	2950
HLOBUL-27-06-CW	6W	3400
HLOBUL-27-09-CW	9W	4250
HLOBUL-27-12-CW	12W	5100

LED GROUND BURIAL LIGHT



LED inground burial light with die cast Aluminum housing with toughened glass. IP66.

HLOGB-27-03-CW	3W	9300
HLOGB-27-06-CW	6W	11000
HLOGB-27-09-CW	9W	13500
HLOGB-27-12-CW	12W	15200
HLOGB-27-15-CW	15W	17800
HLOGB-27-20-CW	20W	20300
HLOGB-27-30-CW	30W	24100
HLOGB-27-40-CW	40W	29200

LED STEP LIGHT/FOOT/BRICK



LED Step Light in duly powder coated AL die cast recessed housing. IP65.

HLOSTL-27-03-CW	3W	3650
HLOSTL-27-06-CW	6W	4050

* All landscape lights are also available in WW (3000K) & NW (4000K) color

CAT REF NO.	SYSTEM WATTAGE	LIST PRICE (GST EXTRA)
-------------	----------------	------------------------

LED WALL BRACKET LIGHT



Aesthetically designed wall bracket light in SS Housing, Glass and B22/E27 holder.		
HLWB-01-B22	9W	2100
HLWB-01-E27	9W	2100



Aesthetically designed wall bracket light in wooden Housing, Glass and B22/E27 holder.		
HLWB-05-B22	9W	2350
HLWB-05-E27	9W	2350




LED AVIATION OBSTRUCTION LIGHT (SINGLE)

HAVL 01 S 230	6W	15700
---------------	----	-------



LED AVIATION LIGHT (TWIN)

HAVL 01 D 230	2X6W	24200
---------------	------	-------



LED STRIP LIGHT

Single Color LED flexible Strip Light of 5 mtr and Driver, IP-20		
HLFSL-01-25-CW	25W	3400
HLFSL-01-48-CW	48W	4250
LED Driver 12V 2A	Driver for 25W Strip	1700
LED Driver 12V 5A	Driver for 48W Strip	3550

* All Strip lights are also available in WW (3000K) color

DECORATIVE POLES

CAT REF NO.	SYSTEM WATTAGE	LIST PRICE (GST EXTRA)
-------------	----------------	------------------------



LED Decorative column light in mono color and Tri colour.

HLDC-45-40-WW-3M	40W 3 mtr WW	POR
HLDC-45-75-WW-3M	75W 3 mtr WW	POR
HLDC-45-40-TRI-3M	40W 3 mtr TRI COLOR	POR
HLDC-45-75-TRI-3M	75W 3 mtr TRI COLOR	POR




Designer Pole is specially designed for Ornamental Street light having long Life PU Painted MS poles.

HLOP-S46-3M-89/76	3 mtr single bracket	POR
HLOP-D46-3M-89/76	3 mtr double bracket	POR
HLOP-S46-3.5M-89/76	3.5 mtr single bracket	POR
HLOP-D46-3.5M-89/76	3.5 mtr double bracket	POR
HLOP-S46-5M-114/76	5 mtr single bracket	POR
HLOP-D46-5M-114/76	5 mtr double bracket	POR
HLOP-S46-7M-114/76	7 mtr single bracket	POR
HLOP-D46-7M-114/76	7 mtr double bracket	POR
HLOP-S46-9M-114/89/76	9 mtr single bracket	POR
HLOP-D46-9M-114-89-76	9 mtr double bracket	POR

SOLAR LIGHTING

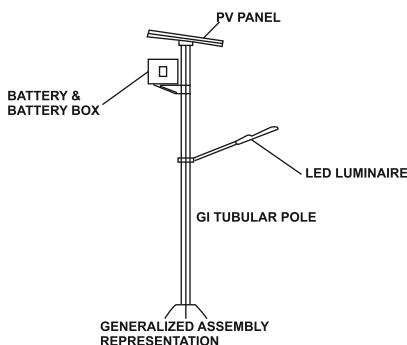




- ◆ Standalone solar led street light system includes LED Luminaire with In-built Solar Charge controller , Solar PV Module, Battery, Pole, PV Structure, Battery Box , wires and other accessories required for complete product.
- ◆ To know about PV Panel, Battery capacity , pole type and other details please refer specific Product TDS.
- ◆ Bluetooth, Remote Monitoring , Hybrid 230V AC operation & other Smart functionality are available on demand at extra cost.
- ◆ MPPT/PWM based inbuilt Dusk to Dawn auto ON/OFF controller.
- ◆ Batteries consider here are LMLA (Low maintenance Lead Acid). VRLA GEL, Li-ion, LiFePO4 batteries options are also available on demand.
- ◆ GI Tubular Pole consider here with Inground type mounting, WPB denoted as Tubular Pole with Base. 60W and above solar street light include 7 meter octagonal standard pole denoted as OCT. any change in pole type in existing system can vary the cost.
- ◆ Inbuilt Automatic dimming provided after dusk ON , PIR Motion sensor based ON/OFF/Dimming option also available on demand.
- ◆ LED Street light consider in CCT 5700-6500K, however can be available in different CCT like 3000K, 4000K on demand.
- ◆ WP denoted as With Pole and WOP as Without Pole.
- ◆ Any specific customization in product also available on demand and cost may vary accordingly.



CAT REF NO.	WATTAGE/BATTERY/PANEL	LIST PRICE (GST EXTRA)
HLSSLSA0101010419-12W-WP-CWL	12W/40AH LMLA/40Wp	28750
HLSSLSA0101191219-12W-WOP-CWL	12W/30AH LIFEPO4/ 75Wp	27140
HLSSLSA0101020419-15W-WP-CWL	15W/40AH LMLA/40Wp	28980
HLSSLSA0101040419-24W-WP-CWL	24W/100AH LMLA /120Wp	63480
HLSSLSA0101060419-30W-WP-CWL	30W/ 120AH LMLA/120Wp	68310
HLSSLSA0101090419-30W-WP-CWL	30W/ 100AH GEL/120Wp	66700
HLSSLSA0101071119-40W-WP-CWL	40W/120AH LMLA/ 120Wp	68770
HLSSLSA0101080419-60W-WP-CWL	60W/200AH LMLA/ 200Wp	103500
HLSSLSA0101210220-60W-WP-CWL	60W/120AH LMLA/ 175Wp	73600
HLSMHM0501030919-90W-WP-CWL	90W/200AH LMLA/ 300Wp	151800



ALL IN ONE SOLAR LED STREET LIGHTING

- ◆ Integrated/ All in one Solar LED Luminaire comes with In-built Solar Charge controller , Solar PV Module, Battery and mounting clamp as complete product ready to install over tubular or Octagonal pole OD 76 - 90mm Dia.
- ◆ AIO Solar light available upto 150 lm/w System Efficacy and customizable as per requirement.
- ◆ To know about PV Panel, Battery capacity , pole type and other details please refer specific Product TDS.
- ◆ Bluetooth, Remote Monitoring , Hybrid 230V AC operation & other Smart functionality are available on demand at extra cost.
- ◆ IP 65 in terms of individual component which makes entire product Ip65.
- ◆ MPPT high efficient charge controller with smart battery health monitoring algorithm along with dusk to dawn Auto ON/OFF.
- ◆ Inbuilt PIR Motion sensor based Auto dim/brightness features to enhance autonomy.
- ◆ LIFEPO4 Battery WRP Pack used with BMS inbuilt.
- ◆ Pole is not include in the price list, however pole can be provided at extra cost.
- ◆ Inbuilt Automatic dimming provided after dusk ON based on PIR sensing or SOC bases.
- ◆ LED Street light consider in CCT 5700-6500K, however can be available in different CCT like 3000K, 4000K on demand.
- ◆ WP denoted as With Pole, WOP as Without Pole and OCT as Octagonal pole.
- ◆ Any customization in product also available on demand and cost may vary accordingly.

CAT REF NO.

WATTAGE/BATTERY/PANEL

LIST PRICE (GST EXTRA)

02A SERIES



HLSSLINT02A01221119-8W-WOP-CWL	8W/24AH LIFEPO4 /40Wp HYBRID	37714
HLSSLINT02A01181119-9W-WOP-CWL	9W/24AH LIFEPO4 /50Wp	37400
HLSSLINT02A01150919-18W-WOP-WWL	18W/18AH LEFEPO4 /50Wp	33471
HLSSLINT02A01270320-20W-WOP-CWL	20W/18AH LEFEPO4 /50Wp	33629
HLSSLINT02A01010623-20W-WOP-CWL	20W/24AH LEFEPO4 /60Wp RF RMS	44000
HLSSLINT02A01231219-24W-WOP-CWL	24W/24AH LEFEPO4 /75Wp	40166

CAT REF NO.	WATTAGE/BATTERY/PANEL	LIST PRICE (GST EXTRA)
-------------	-----------------------	------------------------



09 SERIES

HLSSLINT0901100223-20W-WOP-CWL	20W/24AH LIFEP04 /60Wp	36771
HLSSLINTH0901070621-20W-WOP-CWL	20W/24AH LIFEP04 /40Wp HYBRID	39286
HLSSLINT0901040523-24W-WOP-CWL	24W/18AH LIFEP04 /60Wp	31429
HLSSLINT0901060621-24W-WOP-CWL	24W/24AH LIFEP04 /60Wp	34571
HLSSLINTH0901290321-25W-WOP-CWL	25W/24AH LIFEP04 /50Wp HYBRID	41486
HLSSLINT0901011219-30W-WOP-CWL	30W/30AH LIFEP04 /75Wp	44000
HLSSLINTH0901080621-30W-WOP-CWL	30W/36AH LIFEP04 /60Wp HYBRID	47771
HLSSLINTH0901050422-30W-WOP-CWL	30W/30AH LIFEP04 /60Wp HYBRID	44943
HLSSLINT0901060620-40W-WOP-CWL	40W/30AH LIFEP04 /75Wp	44629
HLSSLINT09H01100923-40W-WOP-CWL	40W/30AH LIFEP04 /75Wp HYBRID	48714
HLSSLINT0901070120-50W-WOP-CWL	50W/30AH LIFEP04 /100Wp HYBRID	53429
HLSSLINT0901140721-60W-WOP-CWL	60W/42AH LIFEP04 /100Wp	60657
HLSSLINTHBT0901241220-60W-WOP-CWL	60W/48AH LIFEP04 /100Wp HYBRID BLE	77126
HLSSLINT0901110223-60W-WOP-CWL	60W/42AH LIFEP04 /120Wp	62857
HLSSLINT0901120223-60W-WOP-CWL	60W/60AH LIFEP04 /120Wp	72286
HLSSLINTH090109N0723-60W-WOP-CWL	60W/42AH LIFEP04 /100Wp HYBRID	63486
HLSSLINT0901050523-70W-WOP-CWL	70W/42AH LIFEP04 /120Wp HYBRID	69771



09A SERIES

HLSSLINT09A01091221-15W-WOP-CWL	15W/12AH LIFEP04 / 40Wp	25046
HLSSLINT09A01020621-20W-WOP-CWL	20W/12AH LIFEP04 / 40Wp	25385
HLSSLINT09A01020822-25W-WOP-CWL	25W/12AH LIFEP04 / 40Wp	25723
HLSSLINT09A01100122-25W-WOP-CWL	25W/18AH LIFEP04 / 50Wp	29785
HLSSLINT09A01040721-30W-WOP-CWL	30W/18AH LIFEP04 / 50Wp	30123
HLSSLINTH09A01021023-30W-WOP-CWL	30W/18AH LIFEP04 / 50Wp HYBRID	33846
HLSSLINT09A01060821-40W-WOP-CWL	40W/24AH LIFEP04 / 50Wp	34015



09B SERIES

HLSSLINT09B01031022-12W-WOP-CWL	12W/6AH LIFEP04/25Wp	16971
HLSSLINT09B01040821-12W-WOP-CWL	12W/12AH LIFEP04/25Wp	20114
HLSSLINT09B01010622-15W-WOP-CWL	15W/6AH LIFEP04/25Wp	17286
HLSSLINT09B01020922-15W-WOP-CWL	15W/18AH LIFEP04/25Wp	23571

CAT REF NO.	WATTAGE/BATTERY/PANEL	LIST PRICE (GST EXTRA)
-------------	-----------------------	------------------------

12 SERIES 150-170 LM/W SYSTEM EFFICACY



HLSSLINTHBT1201010721-60W-WOP-CWL	60W/42AH LIFEP04 / 100Wp HYBRID BLE	110943
HLSSLINT1201050821-40W-WOP-CWL	40W/42AH LIFEP04 / 90Wp	88786
HLSSLINT1201040821-60W-WOP-CWL	60W/60AH LIFEP04 / 150Wp	120029
HLSSLINT1201150122-30W-WOP-CWL	30W/36AH LIFEP04 / 60Wp	71657
HLSSLINTH1201070822-30W-WOP-CWL	30W/30AH LIFEP04 / 60Wp HYBRID	88000

09C-CAMERA-AIO



HLSSLINT09C01010421-24W-WOP-CWL	24W/36AH LIFEP04/80Wp / CAMERA	75400
HLSSLINT09C01020421-30W-WOP-CWL	30W/42AH LIFEP04/100Wp / CAMERA	87100
HLSSLINT09C01030421-40W-WOP-CWL	40W/54AH LIFEP04/120Wp / CAMERA	109200
HLSSLINT09C01040421-60W-WOP-CWL	60W/72AH LIFEP04/165Wp / CAMERA	126880
HLSSLINTH09C01050421-24W-WOP-CWL	24W/36AH LIFEP04/80Wp/CAMERA/HYBRID	83200

MODEL NO.-05 SERIES- 120-160 LM/W EFFICACY



HLSSL05AIO-01030324-60W-WOP-CWL	60W/54AH LIFEP04 / 150Wp 160 lm/w	75799
HLSSL05AIO-01040324-70W-WOP-CWL	70W/42AH LIFEP04 / 120Wp	62857
HLSSL05AIO-01050324-80W-WOP-CWL	80W/54AH LIFEP04 / 150Wp	75114
HLSSL05AIO-01050324-90W-WOP-CWL	90W/60AH LIFEP04 / 150Wp	80143
HLSSL05AIO-01070324-100W-WOP-CWL	100W/66AH LIFEP04 / 170Wp	89571

INTEGRATED- PV ROTATION & SEMI INTEGRATED SOLAR LED STREET LIGHTING

- ◆ The Integrated Solar LED Street Light with the PV rotation system is similar to the all-in-one model, except that it is equipped with a PV panel rotation arrangement to install PV panels in the desired direction, irrespective of direction of the LED Luminaire and LIFEPO4 battery placed in a flat box under the PV panel's battery, and the PV panel is connected with the plug-in/-out connector for easy connection and after sales service. This product comprises of the LED Luminaire with an in-built solar charge controller, a solar PV module, battery, and a mounting clamp that complete the product for it to be ready to install as an integrated all in one product.
- ◆ The semi-integrated solar LED street light is similar to the integrated-PV rotation light except that its battery is placed inside the LED Luminaire. The LED Luminaire with an in-built battery is connected with the PV panel, and as such, it is a complete, ready-to-install system that can be used directly without the need for any other accessories.
- ◆ To know about PV panel, battery capacity, pole type, and other details, please refer to the specific product TDS.
- ◆ Bluetooth, remote monitoring, hybrid 230V AC operation, and other smart functionalities are available as per requirement, at extra cost.
- ◆ IP65 in terms of individual component which makes entire product IP65.
- ◆ The MPPT high efficiency charge controller with smart battery health monitoring algorithm is available along with the dusk-to-dawn auto ON/OFF option.
- ◆ The inbuilt PIR motion sensor-based auto dim/brightness features help with enhancing autonomy.
- ◆ The LIFEPO4 battery WRP pack used with BMS is inbuilt.
- ◆ Poles are not included in the price list; however, they can be provided at an extra cost.
- ◆ Inbuilt automatic dimming provided after dusk-ON, is based on PIR sensing or SOC bases.
- ◆ Our LED street lights have CCTs ranging from 5700K to 6500K, however can be available in different CCT like 3000K, 4000K on demand.
- ◆ WP denoted as With Pole, WOP as Without Pole and OCT as Octagonal pole.
- ◆ Any customization of our products is available on-demand, and the cost may vary accordingly.

CAT REF NO.

WATTAGE/BATTERY/PANEL

LIST PRICE (GST EXTRA)



09 PVR SERIES

HLSSLPVR0901071120-12W-WOP-CWL	12W/12AH LIFEPO4 /40Wp	25039
HLSSLPVR0901080223-15W-WOP-CWL	15W/18AH LIFEPO4 /60Wp	29446
HLSSLPVR0901010820-20W-WOP-CWL	20W/24AH LIFEPO4 /50Wp	32662
HLSSLPVR0901051020-24W-WOP-CWL	24W/24AH LIFEPO4 /60Wp	33846
HLSSLPVR0901030820-25W-WOP-CWL	25W/30AH LIFEPO4 /60Wp	36892
HLSSLPVR0901081120-30W-WOP-CWL	30W/30AH LIFEPO4 /60Wp	37231
HLSSLPVRH0901030521-30W-WOP-CWL	30W/24AH LIFEPO4 /60Wp HYBRID	38076
HLSSLPVR0901060721-30W-WOP-CWL	30W/36AH LIFEPO4 /75Wp	41261
HLSSLPVR09H01020923-35W-WOP-CWL	35W/42AH LIFEPO4 /100Wp HYBRID	54830
HLSSLPVR0901070621-40W-WOP-CWL	40W/36AH LIFEPO4 /75Wp	41600
HLSSLPVR0901010521-40W-WOP-CWL	40W/30AH LIFEPO4 /75Wp	39261
HLSSLPVR0901050722-60W-WOP-CWL	60W/42AH LIFEPO4 /100Wp	50769



SEMI-INTEGRATED SOLAR STREET LIGHT- READY TO INSTALL AT EXISTING/NEW POLE

HLSSL06SI01040621-12W-WOP-CWL	12W/12AH LIFEPO4 / 40Wp	21323
HLSSL06SI01050621-20W-WOP-CWL	20W/18AH LIFEPO4 / 50Wp	25385
HLSSL06SI01060621-24W-WOP-CWL	24W/ 24AH LIFEPO4 / 60Wp	29785
HLSSLH06SI01020521-24W-WOP-CWL	24W/24AH LIFEPO4/ 60Wp/ HYBRID	33846
HLSSLSI0601060620-24W-WA-CWL	24W/30AH LIFEPO4 / 75Wp	35538
HLSSL06SI01060621-30W-WOP-CWL	30W/30AH LIFEPO4 / 75Wp	35877
HLSSL09SI01010623-40W-WOP-CWL	40W/18AH LIFEPO4 / 60Wp	28431
HLSSL06SI01070621-40W-WOP-CWL	40W/30AH LIFEPO4 / 75Wp	36215
HLSSLSI0601010520-40W-WP-CWL-GSM	40W/18AH LIFEPO4 / 75Wp With Pole/ GSM	45692

SOLAR HOME LIGHTING SYSTEM

- ◆ Solar Home system is stand-alone unit comes in 3 variants included LED Lamps in different combination , DC Fan , Battery , PV Panel along with required wires and other accessories as applicable.
- ◆ Ready to use product in rural/ urban areas.
- ◆ To know about PV Panel, Battery capacity , led lamps & Fans quantity/ wattage and other details Please refer specific Product TDS.
- ◆ USB Port also provided for Mobile charging.
- ◆ MPPT high efficient charge controller with smart battery health monitoring algorithm with switch to ON/OFF manually.
- ◆ LIFEPO4 Battery WRP Pack used with BMS inbuilt to ensure health of Battery Pack.
- ◆ Available in 5700K CCT and can be available with required CCT.
- ◆ Any customization in product also available on demand and cost may vary accordingly.



HLSHLS1101010220-DRDA-0101	3W/5W/7W Bulb/ 40AH/50Wp complete Set	28640
----------------------------	---------------------------------------	-------



HLSHS0901010721-8W-CWLWA	2Nos.X4W Bulb/ 12AH LIFEPO4 / 40Wp	22746
HLSHS0901020721-30W-CWL-WA	2Nos.X4W Bulb, 1 Nos.X7W Bulb, 1Nos. X15w DC Fan / 30AH LIFEPO4 / 100Wp	39758

SOLAR TRAFFIC BLINKER

- ◆ Solar traffic blinker widely used over Highways, Expressway and other roads application to control the Traffic movement.
- ◆ Solar Traffic blinker housing made of polycarbonate duly available in 200mm & 300mm Dia in Red, Green and Amber color LEDs.
- ◆ its comes with inbuilt LIFEPO4 Battery pack and external PV Panel- ready to install over existing pole.
- ◆ To know about PV Panel, Battery capacity , pole type and other details please refer specific Product TDS.
- ◆ this product is duly IP65 protected.
- ◆ MPPT high efficient charge controller with smart battery health monitoring algorithm.
- ◆ Inbuilt pre-programmable LED Flashing as per standard or customizable as required.
- ◆ LIFEPO4 Battery WRP Pack used with BMS inbuilt to ensure health of Battery Pack.
- ◆ WP denoted as With Pole, WOP as Without Pole and OCT as Octagonal pole.
- ◆ Any customization in product also available on demand and cost may vary accordingly.

CAT REF NO. WATTAGE/BATTERY/PANEL LIST PRICE (GST EXTRA)



HLSTB0901021021-200MM-AMB-WA	200MM/AMBER/WA/WOP	23833
HLSTB0901031121-300MM-AMB-WA	300MM/AMBER/WA/WOP	24933

SOLAR ROAD STUD

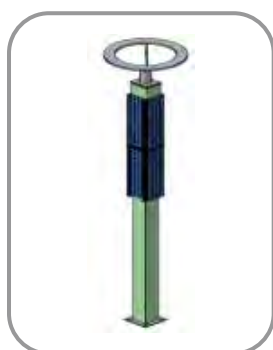
- ◆ Solar Road Stud widely used over Highways, Expressway and other roads application to control the Traffic movement.
- ◆ Solar Road Stud housing made of Aluminium duly available in standard dimension in Red, Green and Amber color LEDs.
- ◆ its comes with inbuilt NiMh Battery Cells and inbuilt mono PV Panel- ready to install at any surface.
- ◆ To know about PV Panel, Battery capacity , pole type and other details please refer specific Product TDS.
- ◆ this product is duly IP68 protected.
- ◆ Inbuilt pre-programmable LED Flashing as per standard or customizable as required.
- ◆ Resistance capacity 25T.
- ◆ Any customization in product also available on demand and cost may vary accordingly.



HLSSL06SRS01010124-RED	200MM/AMBER/WA/WOP	POR
------------------------	--------------------	-----

INTEGRATED SOLAR POST-TOP POLE

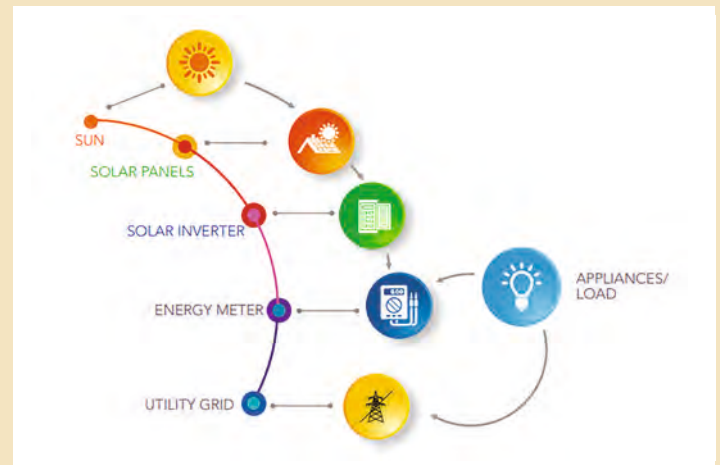
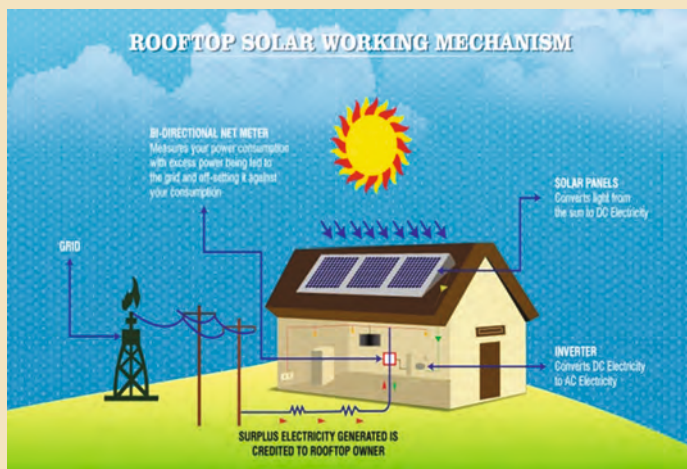
- ◆ Integrated solar post top pole is innovative urban spark product which is made of AL extrusion powder coated finish comprises of 4 direction PV Panel at all 4 side , integrated inbuilt LIFEPO4 Battery , High efficient charge controller and Post-top Light. Product has been designed in such a manner to utilized solar radiation through out the day by putting pv panel across the pole sides.
- ◆ Ready to install product as comes with poles and all other accessories. this product available in 4 meter and 6 meter pole height.
- ◆ To know about PV Panel, Battery capacity , pole type and other details please refer specific Product TDS.
- ◆ Bluetooth, Remote Monitoring , Hybrid 230V AC operation & other Smart functionality are available on demand at extra cost.
- ◆ IP 65 in terms of individual component which makes entire product Ip65.
- ◆ MPPT high efficient charge controller with smart battery health monitoring algorithm along with dusk to dawn Auto ON/OFF.
- ◆ Inbuilt pre-programmable auto dimming after dusk ON.
- ◆ LED post top light available in 3000K TO 6500K CCT.
- ◆ WP denoted as With Pole, WOP as Without Pole and OCT as Octagonal pole.
- ◆ Any customization in product also available on demand and cost may vary accordingly.



CAT REF NO.	WATTAGE/BATTERY/PANEL	LIST PRICE (GST EXTRA)
HLSSLINT09SPP01050322-30W-WP-NWL	30W/4M/60AH LIFEPO4 / 180Wp	227333
HLSSLINT09SPP01040124-30W-WP-NWL	30W/3M/60AH LIFEPO4 / 180Wp	220000
HLSSLINT09HSP01010423-40W-WP-WWL	40W/4M/60AH LIFEPO4 / 180Wp	236500
HLSSLINT09SPP01040821-30W-WP-CWL	30W/6M/60AH LIFEPO4 / 180Wp	275000

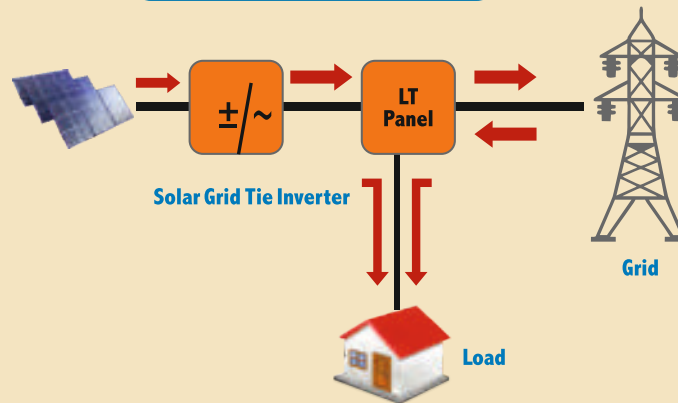
Solar Power Plant

Halonix offers rooftop, ground mounted power plant and solar water pump system for industrial, residential and government sectors. As an approved MNRE channel partner, we provide end-to-end power plant solutions with remote monitoring and controlling systems along with DG synchronisation and it can be customised as per project or demand. We use high efficient multi crystalline PV panel which is in compliance with industry standard such as IEC 61215, IEC 61730 and others as per MNRE standard and robust solar inverters along with all other sub-components as per standards. The PV module and its structure are designed to withstand highly corrosive atmosphere and heavy wind load.

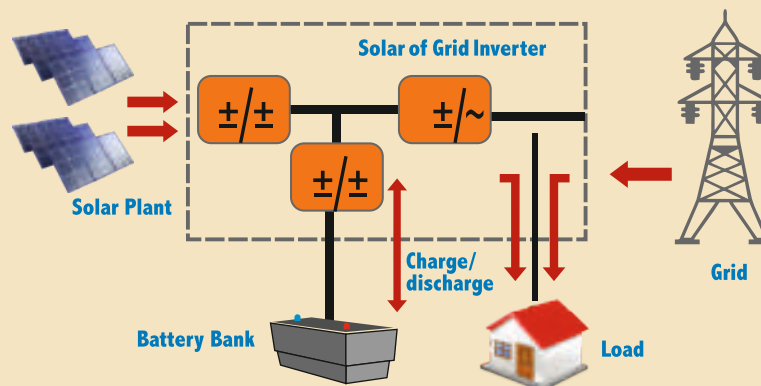


Types of Solar Power Plant

ON Grid Solar Plant



OFF-Grid Solar Plant



Process flow- Power plant project





We have a dedicated team who interact with the customer and based on their requirements, site survey takes place and accordingly techno-commercial offer is submitted. We do provide warranty over complete system as per industry standards and our all India service team looks after the on-site service / AMC support whenever needed.

Note: Price will be given as per project and site requirements.

SMART LIGHTING





HSMART SMART LIGHTING LED PRODUCTS

CAT REF NO.

SYSTEM WATTAGE

LIST PRICE (GST EXTRA)



INVERTER LED LAMP

Inverter LED Bulb B-22 cap with Opal Diffuser, IP20, Inbuilt Battery back-up

LED INVERTER LIGHT 10W B22 CW IP	10W	795
----------------------------------	-----	-----



INVERTER LED BATTEN ALUMINIUM BODY

Inverter LED Batten aluminium housing with Opal Diffuser, IP20, Inbuilt Battery back-up


LED INVERTER BATTEN HLB-08-10-CW-INV	10W	1384
LED INVERTER BATTEN HLB-08-18-CW-INV	18W	1837
LED INVERTER BATTEN HLB-08-20-CW-INV	20W	1989
LED INVERTER BATTEN HLB-08-22-CW-INV	22W	2089
LED INVERTER BATTEN HLB-08-25-CW-INV	25W	2372
LED INVERTER BATTEN HLB-08-30-CW-INV	30W	POR
LED INVERTER BATTEN HLB-08-36-CW-INV	36W	POR
LED INVERTER BATTEN HLB-08-40-CW-INV	40W	POR



INVERTER LED BATTEN PC BODY

Inverter LED Batten PC Housing with Opal Diffuser, IP20, Inbuilt Battery back-up

LED INVERTER BATTEN HLB-07-20-CW-INV	20W	1352
--------------------------------------	-----	------



LED BATTEN PC/ALUMINIUM WITH MOTION SENSOR

LED Batten with Opal Diffuser, IP20, Inbuilt Motion Sensor based Auto Dim/Brightness/ON/OFF, 07-PC, 08-Aluminium

LED BATTEN 20W HLB-07-20-CW-MSENSE	20W	1040
LED BATTEN 20W HLB-07-20-CW-MSENSE-DIMM	20W	1280
LED BATTEN 20W HLB-08-20-CW-MSENSE	20W	1360
LED BATTEN 20W HLB-08-20-CW-MSENSE-DIMM	20W	1600

CAT REF NO.	SYSTEM WATTAGE	LIST PRICE (GST EXTRA)
-------------	----------------	------------------------

INVERTER LED DOWN LIGHTER



12W LED INVERTER Down lighter	12W	1852
15W LED INVERTER Down lighter	15W	1925

LED DOWN LIGHTER WITH INBUILT MOTION SENSOR



LED DOWNLIGHT 15 W HLDLR R 01 15 CW MSENSE	15W	1820
LED DOWNLIGHT 15 W HLDLR R 01 15 CW MSENSE DIMM	15W	2060

LED 2x2 PANEL RF TRICOLOR 3CCT



LED 2x2 Panel CRCA powder coated, IP20 with remote control tri-colour CCT

LED PANEL 2X2 HLFPR22-05-36-CW-R-RF-3CCT	36W	9842
--	-----	------

INVERTER LED 2x2 PANEL



Inverter LED 2x2 Panel, CRCA powder coated, IP20, with Battery back-up & functioning as per Product TDS

2X2 36W HLFPR22-05-36-CW-R-INV	36W	9041
--------------------------------	-----	------

HSMART SMART LIGHTING LED PRODUCTS

CAT REF NO.	SYSTEM WATTAGE	LIST PRICE (GST EXTRA)
-------------	----------------	------------------------

INVERTER LED BULK HEAD



Wall mounted Inverter LED Bulk Head, IP65 with Inbuilt Battery back-up

LED INVERTER BULK HEAD HLBH-15-10-CW-INV	10W	1625
--	-----	------

INVERTER LED STREET LIGHT- RTC- ON-OFF/RTC DIMM- ON-OFF-DIMM



Inverter LED Street Light, PDC housing, IP66, Inbuilt Battery back-up- Auto ON/OFF/DIMMING (pre-programmable)

LED SL SVM HLSLD ML 04 18 CWL INV RTC R B	18W	9275
LED SL SVM HLSLD ML 04 30 CWL INV RTC R B	30W	9800
LED SLHLSLD-ML04-30-CWL-INV-RTC-DIMM-R-B	30W	10967
LED SL 45 W HLSLD ML 04 45 CWL INV RTC R B	45W	10005
LED HLSLD ML04 45 CWL INV RTC DIMM R B	45W	11171
LED SL 60 W HLSLD ML 04 60 CWL INV RTC R B	60W	10267
LED SLHLSLD ML 04 60 CWL INV RTC DIMM R B	60W	10792
LED HLSLD ML04 72 CWL INV RTC R B	72W	11025
LED HLSLD ML04 72 CWL INV RTC DIMM R B	72W	12192
LED SL 90 W HLSLD ML 04 90 CWL INV RTC R B	90W	12735
LED SLHLSLD ML 04 90 CWL INV DIMM RTC R B	90W	14192

LED STREET LIGHT WITH MOTION SENSOR



LED Street Light, PDC Housing, IP66 with Motion Sensor based Auto ON-OFF or Dimming/Brightness

LED SL 45W HLSLD-01-45-CWL-R-MSENSE	45w	9170
LED SL 60W HLSLD-01-60-CWL-R-MSENSE	60w	11375
LED SL 90W HLSLD-01-90-CWL-R-MSENSE	90W	11784
LED SL 120W HLSLD-01-120-CWL-R-MSENSE	120w	12221

INVERTER LED FLOOD LIGHT-RTC



Inverter LED Flood Light, PDC housing, IP66, with Battery back-up & Functioning as per Product TDS

LED INVERTER HLFLD-ML30-60-CWL-INV-RTC-R	60W	10857
--	-----	-------

TERMS & CONDITIONS

- ◆ All prices are subject to our general terms and conditions of business
- ◆ Prices are exclusive of GST as per prevailing rates, octroi and other local levies, if any which shall be charged extra as applicable at the time of dispatch
- ◆ Any statutory variation will be customer's account
- ◆ Maximum Retail Price (MRP) wherever mentioned are inclusive of GST as per the prevailing rates
- ◆ All prices of luminaires are per unit basis and without lamps
- ◆ Please contact authorize Halonix representative for prices marked as "POR"
- ◆ The image depicted in the price reckoner may vary from the actual product
- ◆ Warranty voids for LED fixtures including drivers, if individual points of installations are not provided with proper earthing
- ◆ Dealers may sell at prices lower than the LIST PRICE and M.R.P.
- ◆ Prices are subject to change without any prior notice as per company discretion
- ◆ This price reckoner supersedes all earlier price reckoners
- ◆ Disputes if any will be subject to NOIDA jurisdiction only
- ◆ The goods remain the property of HALONIX TECHNOLOGIES PVT. LTD. till receipt of the invoice value
- ◆ HALONIX TECHNOLOGIES PVT. LTD. reserves the right of continues improvement in product to modify technical specification or dimensions in order to archive product enhancement without prior notice

Notes:

The suffix CW/NW/WW in the Cat. Ref. Nos. stands for Cool White/ Neutral White/Warm White respectively
Some abbreviations used: CRCA-Cold rolled cold annealed; AL-Aluminium; IP-Ingress protection